

Children and COVID-19 Vaccinations Trends

**AAP Analysis of Data Posted by the Centers for Disease Control and Prevention
as of December 1, 2021**

American Academy of Pediatrics
DEDICATED TO THE HEALTH OF ALL CHILDREN®



Updated Version of the Vaccination Report

Please note the following changes to the methods in this weekly report:

A. Child Age Groupings:

12-17 year-olds: We are combining data for 12-15 and 16-17 year-olds. COVID-19 vaccines have been available for all in this group since 5.10.21.

5-11 year-olds: COVID-19 vaccines became available for this age group 11.2.21. Vaccination data specific to this group was made available in CDC public-use data 3 weeks later. We will be tracking vaccination for this group separate from 12-17 year-olds.

B. Data Sources: In reports up through 11.10,21 , we used 2 different sources from the CDC to provide breakouts by age and geography: “Demographic Trends of People Receiving COVID-19 Vaccinations in the United States” (URL: <https://covid.cdc.gov/covid-data-tracker/#vaccination-demographics-trends>) and “COVID-19 Vaccinations in the United States, Jurisdiction” (URL: <https://data.cdc.gov/Vaccinations/COVID-19-Vaccinations-in-the-United-States-Jurisdiction/unsk-b7fc>). To combine ages 12-17, we are using only the jurisdiction file which may create minor shifts in the cumulative trends.

Interested readers should refer to the CDC and individual states where more information might be available.



COVID-19 Vaccine Eligibility: Timeline for Children

The FDA issued the first Emergency Use Authorization (EUA) for use of the Pfizer-BioNTech COVID-19 Vaccine in **people 16 years and older** on 12.11.2020, followed by ACIP recommendations and CDC approval for its use on 12.13.2020. However, the vaccine was not available for the non-elderly general public in most states until sometime in the Spring of 2021. Persons aged 16+ in Massachusetts, for example, started to receive their first COVID shots on 4.19.2021.

The FDA approved the use of the Pfizer-BioNTech COVID-19 Vaccine in **children ages 12 to 15** on an emergency use basis on 5.10.2021, followed by ACIP recommendation and CDC approval the same week.

The FDA issued an EUA for the Pfizer vaccine for **children ages 5 to 11** on 10.29.2021, followed by ACIP recommendation and CDC approval on 11.2.2021.



Status of COVID-19 Vaccinations for US Children as of 12.1.2021

Children Ages 5-11 Years

- ❑ 4.3 million (15%) US children ages 5-11 have received **at least one dose** of COVID-19 vaccine

Children Ages 12-17 Years

- ❑ 15.1 million (60%) US children ages 12-17 have received **at least one dose** of COVID-19 vaccine
- ❑ 12.7 million (51%) of these children are **fully vaccinated**
- ❑ The number of children ages 12-17 receiving their first COVID-19 vaccine this week, about **98,000**, was the 3rd **lowest weekly count** since vaccines were available.
- ❑ Child vaccination rates vary substantially across states.

In **14** states, over two-thirds of 12-17 year-olds have received at least 1 dose, and in **17** states, under half have received 1 dose.



COVID-19 Vaccinations for US Children Ages 5-11

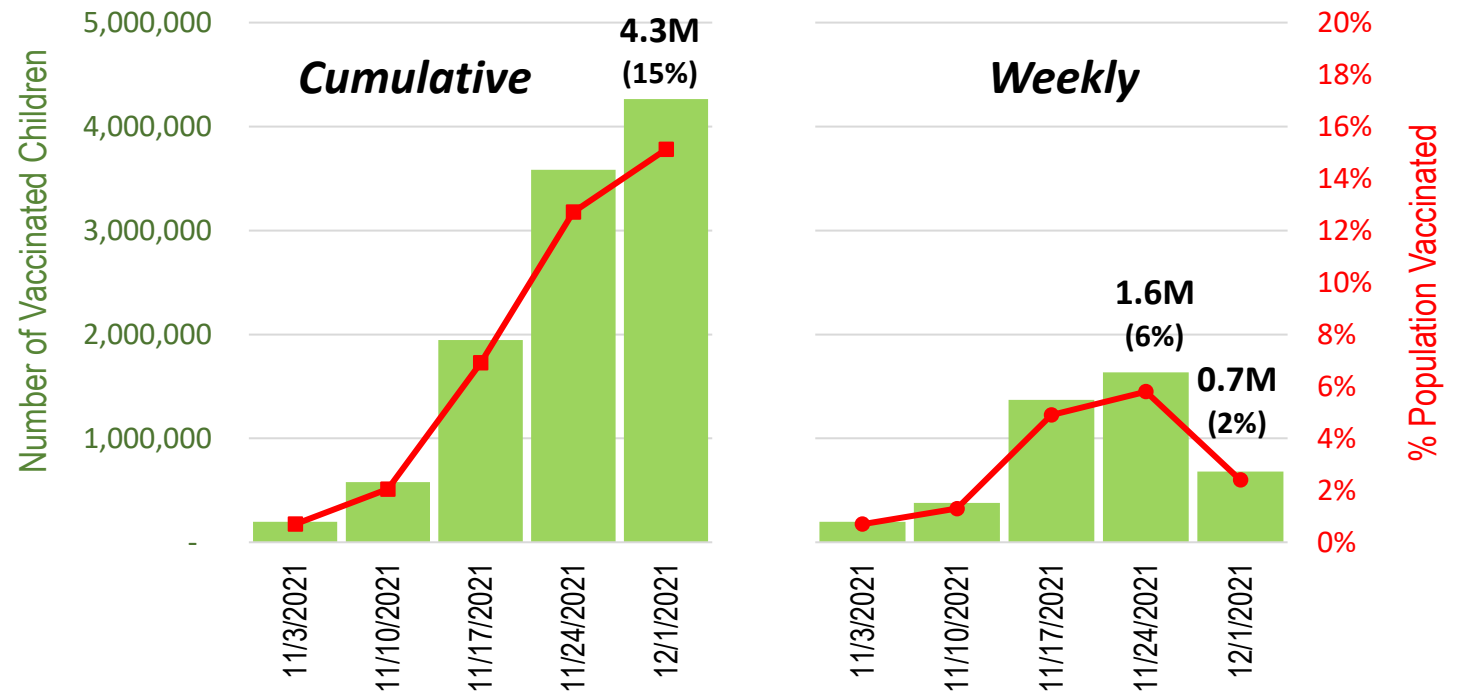
Weeks ending 11.3.21 to 12.1.21

As of December 1:

4.3 million (15%)
US children ages 5-11
had received at least
one dose of COVID-19
vaccine

Per public-use data
From the CDC

US Children Ages 5-11 Receiving Their Initial COVID-19 Vaccination




Source: AAP analysis of data series titled “COVID -19 Vaccinations in the United States, Jurisdiction”. CDC COVID -19 Data Tracker (URL: <https://data.cdc.gov/Vaccinations/COVID-19-Vaccinations-in-the-United-States-Jurisdiction/unsk-b7fc>). Idaho information not available. Check state’s web sites for additional or more recent information.

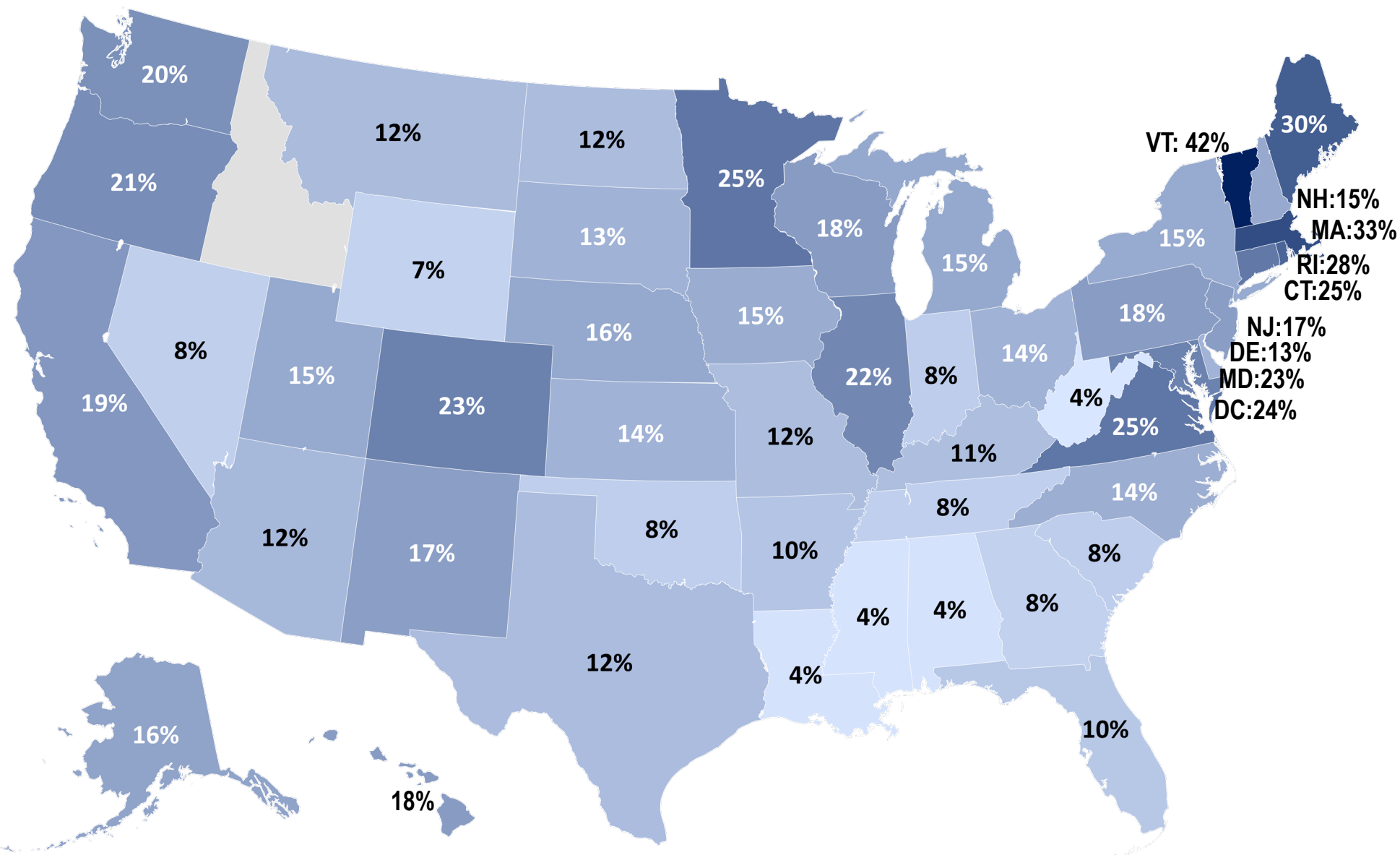
American Academy of Pediatrics

DEDICATED TO THE HEALTH OF ALL CHILDREN®



Proportion of Eligible US Children Ages 5-11 Who Received At Least One Dose of the COVID-19 Vaccine, by State of Residence

Received At Least 1 Dose  as of 12.1.21
4% 42%



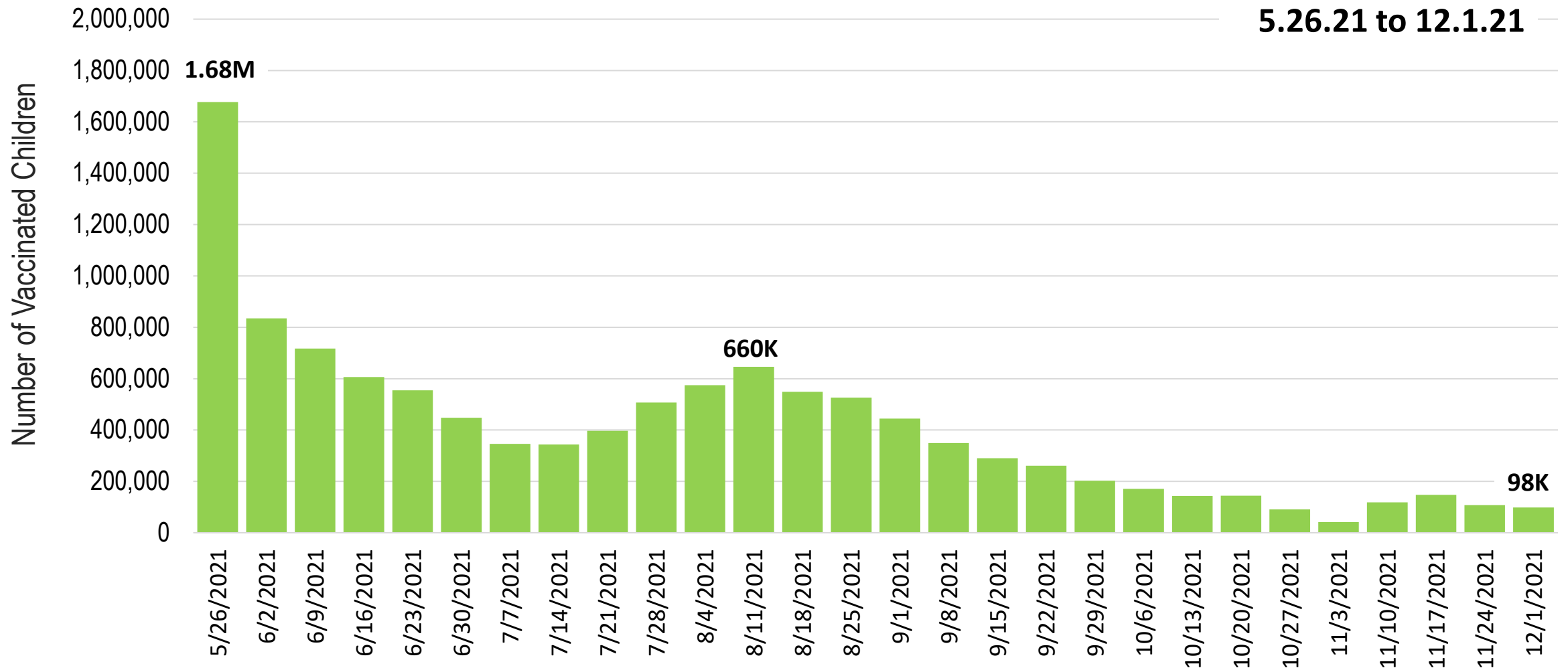
Source: AAP analysis of data series titled "COVID -19 Vaccinations in the United States, Jurisdiction". CDC COVID -19 Data Tracker (URL: <https://data.cdc.gov/Vaccinations/Covid-19-Vaccinations-in-the-United-States-Jurisdiction/unsk-b7fc>). Idaho information not available. Check state's web sites for additional or more recent information

At Least 1 Dose Among Eligible US Children Ages 5-11 ---3 Week Improvement

State	%Children Having Received At Least One Dose			State (continued)	%Children Having Received At Least One Dose		
	11.10.21	12.1.21	Increase by Percentage Point		11.10.21	12.1.21	Increase by Percentage Point
50 States + DC	2%	15%	13%	Missouri	1%	12%	11%
Alabama	0%	4%	4%	Montana	0%	12%	12%
Alaska	2%	16%	14%	Nebraska	2%	16%	14%
Arizona	0%	12%	12%	Nevada	1%	8%	7%
Arkansas	2%	10%	8%	New Hampshire	1%	15%	14%
California	4%	19%	15%	New Jersey	3%	17%	14%
Colorado	6%	23%	17%	New Mexico	1%	17%	16%
Connecticut	3%	25%	22%	New York	1%	15%	14%
Delaware	1%	13%	12%	North Carolina	3%	14%	11%
District of Columbia	1%	24%	23%	North Dakota	2%	12%	10%
Florida	1%	10%	9%	Ohio	2%	14%	12%
Georgia	1%	8%	7%	Oklahoma	1%	8%	7%
Hawaii	5%	18%	13%	Oregon	4%	21%	17%
Idaho	--	--	--	Pennsylvania	2%	18%	16%
Illinois	2%	22%	20%	Rhode Island	3%	28%	25%
Indiana	1%	8%	7%	South Carolina	2%	8%	6%
Iowa	2%	15%	13%	South Dakota	0%	13%	13%
Kansas	2%	14%	12%	Tennessee	0%	8%	8%
Kentucky	1%	11%	10%	Texas	1%	12%	11%
Louisiana	0%	4%	4%	Utah	0%	15%	15%
Maine	2%	30%	28%	Vermont	3%	42%	39%
Maryland	0%	23%	23%	Virginia	6%	25%	19%
Massachusetts	7%	33%	26%	Washington	0%	20%	20%
Michigan	2%	15%	13%	West Virginia	0%	4%	4%
Minnesota	5%	25%	20%	Wisconsin	2%	18%	16%
Mississippi	0%	4%	4%	Wyoming	0%	7%	7%

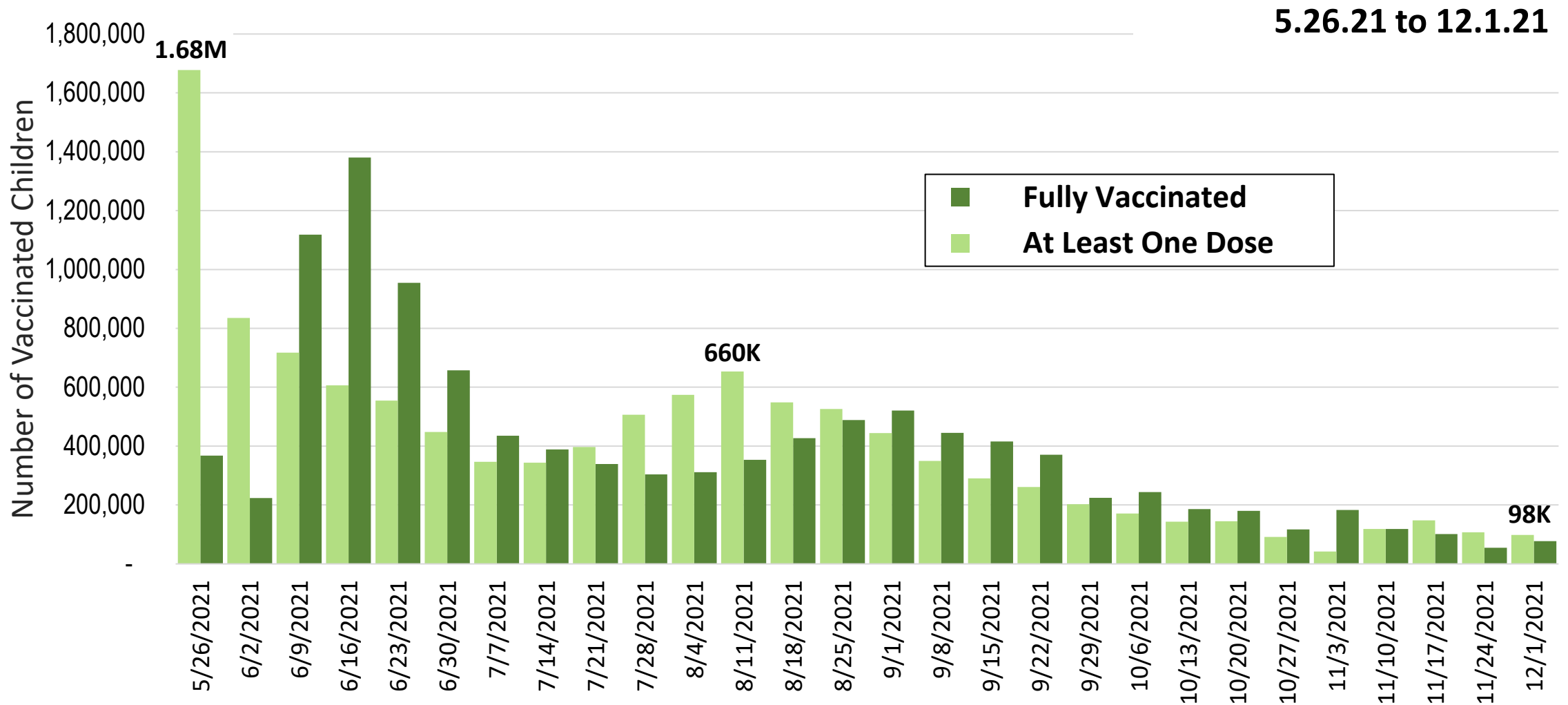
Source: AAP analysis of data series titled "COVID -19 Vaccinations in the United States, Jurisdiction". CDC COVID -19 Data Tracker (URL: <https://data.cdc.gov/Vaccinations/COVID-19-Vaccinations-in-the-United-States-Jurisd/uns-k-b7fc>). Idaho information not available. Check state's web sites for additional or more recent information

Weekly Increase in the Number of Eligible US Children Ages 12-17 Receiving Their Initial COVID-19 Vaccination



Source: AAP analysis of data series titled "COVID -19 Vaccinations in the United States, Jurisdiction". CDC COVID -19 Data Tracker (URL: <https://data.cdc.gov/Vaccinations/COVID-19-Vaccinations-in-the-United-States-Jurisdiction>). Idaho information not available. Check state's web sites for additional or more recent information.

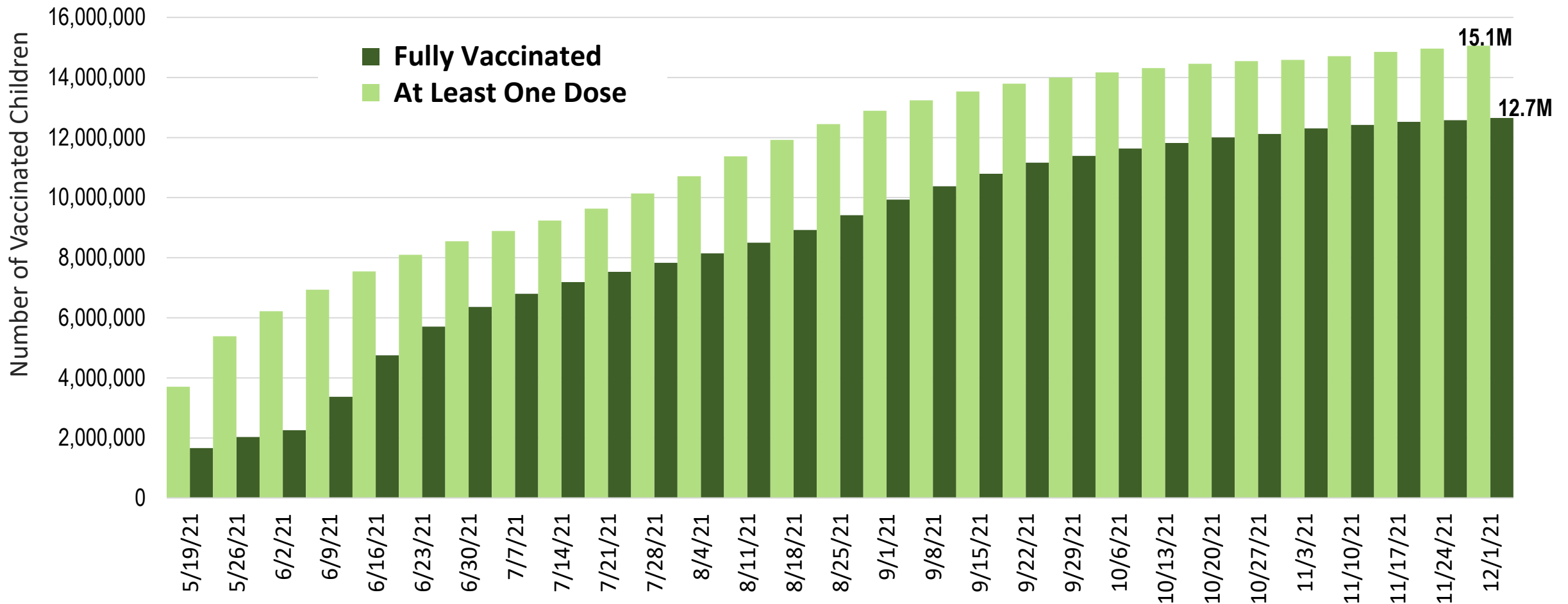
Weekly Increase in Initial and Full COVID-19 Vaccination for Eligible US Children Ages 12-17



Source: AAP analysis of data series titled “COVID -19 Vaccinations in the United States, Jurisdiction”. CDC COVID -19 Data Tracker (URL: <https://data.cdc.gov/Vaccinations/COVID-19-Vaccinations-in-the-United-States-Jurisdiction>). Idaho information not available. Check state’s web sites for additional or more recent information

Cumulative Number of US COVID-19 Vaccine Recipients Ages 12-17

5.19.21 to 12.1.21



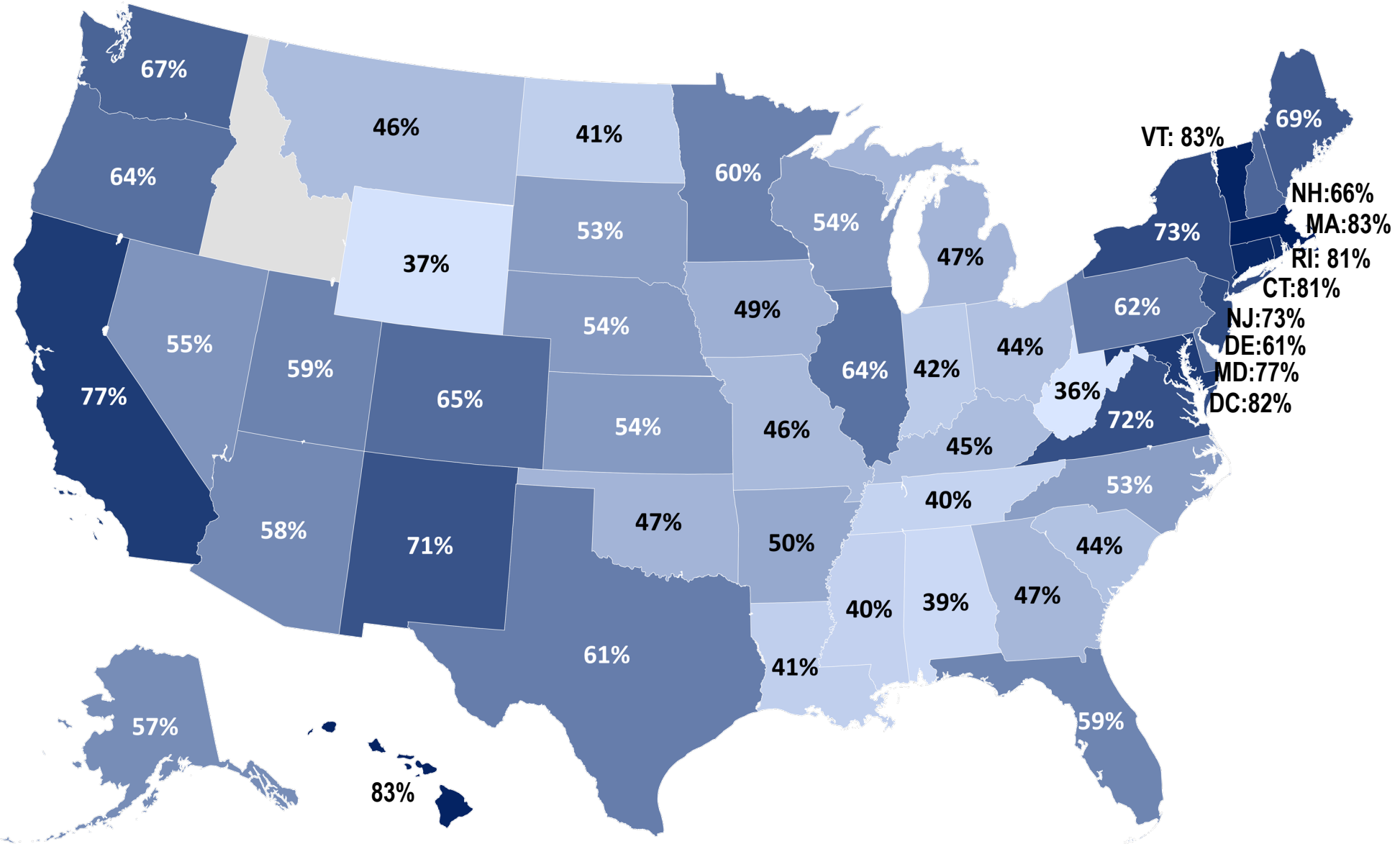
Source: AAP analysis of data series titled "COVID -19 Vaccinations in the United States, Jurisdiction". CDC COVID -19 Data Tracker (URL: <https://data.cdc.gov/Vaccinations/COVID-19-Vaccinations-in-the-United-States-Jurisdiction/uns-k-b7fc>). Idaho information not available. Check state's web sites for additional or more recent information.

Proportion of Eligible US Children Ages 12-17 Who Received At Least One Dose of the COVID-19 Vaccine, by State of Residence

Received At Least 1 Dose



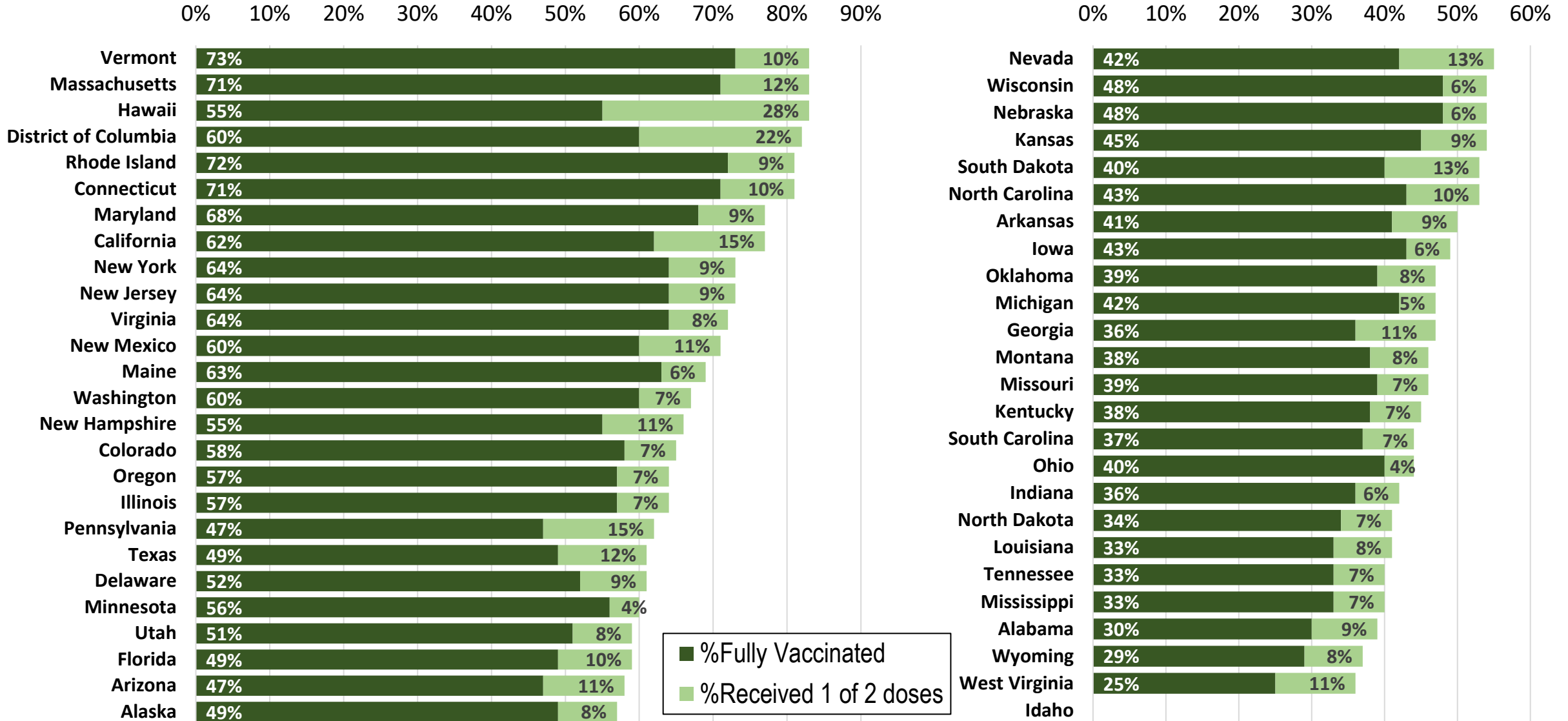
as of 12.1.21



Source: AAP analysis of data series titled "COVID -19 Vaccinations in the United States, Jurisdiction". CDC COVID -19 Data Tracker (URL: <https://data.cdc.gov/Vaccinations/COVID-19-Vaccinations-in-the-United-States-Jurisdiction/unsk-b7fc>). Idaho information not available. Check state's web sites for additional or more recent information

Proportion of Eligible US Children Ages 12-17 Vaccinated Against COVID-19 by State of Residence

as of 12.1.2021



Source: AAP analysis of data series titled "COVID -19 Vaccinations in the United States, Jurisdiction". CDC COVID -19 Data Tracker (URL: <https://data.cdc.gov/Vaccinations/COVID-19-Vaccinations-in-the-United-States-Jurisdiction/uns-kb7fc>). Idaho information not available. Check state's web sites for additional or more recent information

At Least 1 Dose Among Eligible US Children Ages 12-17 ---3 Week Improvement

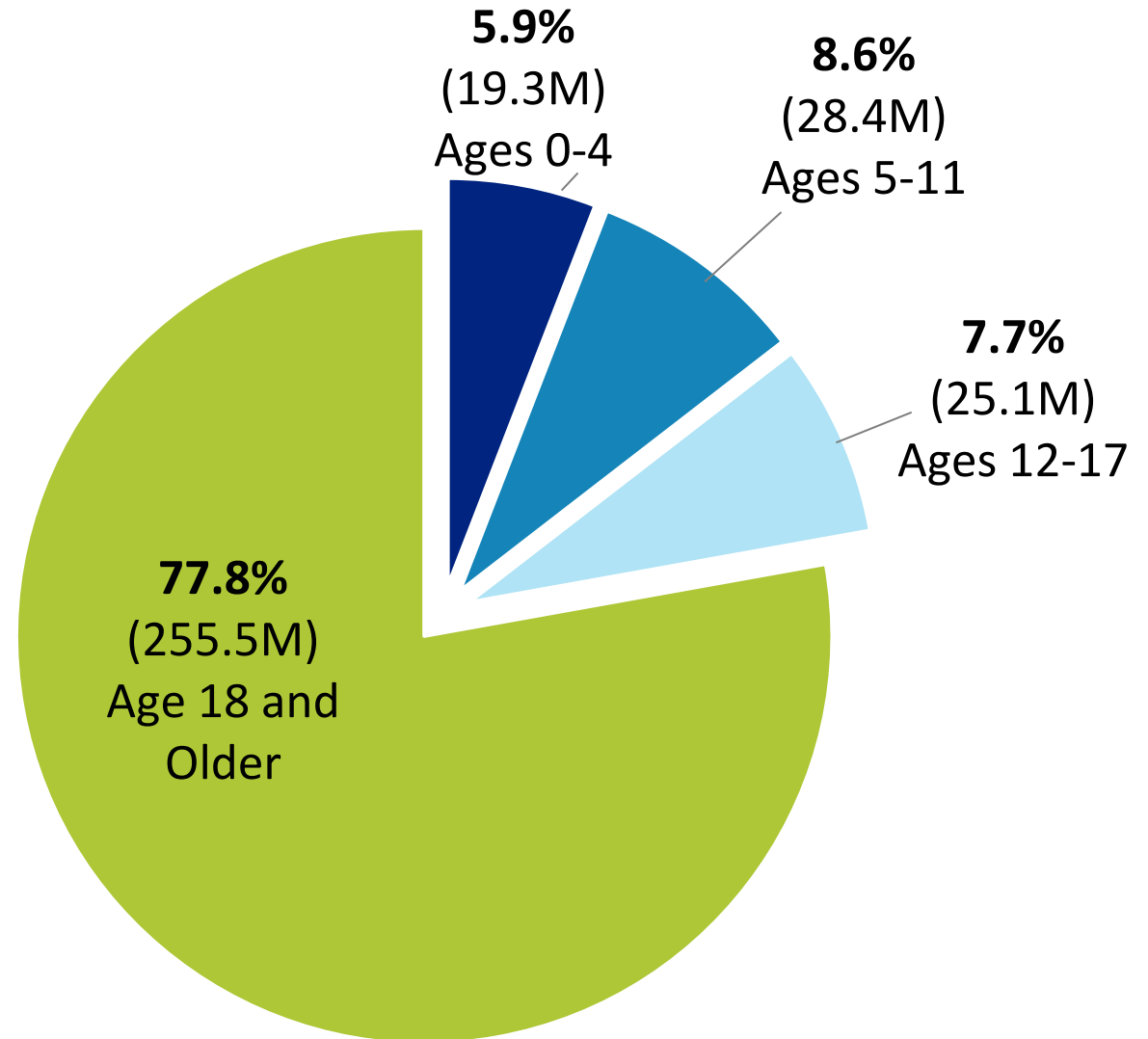
State	%Children Having Received At Least One Dose			State (continued)	%Children Having Received At Least One Dose		
	11.10.21	12.1.21	Increase by Percentage Point		11.10.21	12.1.21	Increase by Percentage Point
50 States + DC	59%	60%	1%	Missouri	45%	46%	1%
Alabama	38%	39%	1%	Montana	45%	46%	1%
Alaska	55%	57%	2%	Nebraska	53%	54%	1%
Arizona	56%	58%	2%	Nevada	54%	55%	1%
Arkansas	49%	50%	1%	New Hampshire	64%	66%	2%
California	74%	77%	3%	New Jersey	72%	73%	1%
Colorado	63%	65%	2%	New Mexico	69%	71%	2%
Connecticut	80%	81%	1%	New York	71%	73%	2%
Delaware	60%	61%	1%	North Carolina	52%	53%	1%
District of Columbia	80%	82%	2%	North Dakota	40%	41%	1%
Florida	58%	59%	1%	Ohio	43%	44%	1%
Georgia	46%	47%	1%	Oklahoma	46%	47%	1%
Hawaii	81%	83%	2%	Oregon	63%	64%	1%
Idaho	--	--	--	Pennsylvania*	--	62%	--
Illinois	62%	64%	2%	Rhode Island	79%	81%	2%
Indiana	41%	42%	1%	South Carolina	43%	44%	1%
Iowa	48%	49%	1%	South Dakota	51%	53%	2%
Kansas	53%	54%	1%	Tennessee	39%	40%	1%
Kentucky	44%	45%	1%	Texas	59%	61%	2%
Louisiana	40%	41%	1%	Utah	58%	59%	1%
Maine	68%	69%	1%	Vermont	81%	83%	2%
Maryland	75%	77%	2%	Virginia	70%	72%	2%
Massachusetts	82%	83%	1%	Washington	66%	67%	1%
Michigan	46%	47%	1%	West Virginia	35%	36%	1%
Minnesota	58%	60%	2%	Wisconsin	53%	54%	1%
Mississippi	40%	40%	0%	Wyoming	36%	37%	1%

* Comparison unavailable after state revised its cumulative number of 12-17 year-olds with at least 1 dose down after 11.10.2021.

Source: AAP analysis of data series titled "COVID -19 Vaccinations in the United States, Jurisdiction". CDC COVID -19 Data Tracker (URL: <https://data.cdc.gov/Vaccinations/COVID-19-Vaccinations-in-the-United-States-Jurisdiction/uns-k-b7fc>). Idaho information not available. Check state's web sites for additional or more recent information

US Population by Age Group, 2020

In 2020, children (72.8M under Age 18) made up **22.2%** of the total US population



Source: AAP analysis of report published by US Bureau of Census on June 17, 2021: State Population by Characteristics: 2010-2020. Single Year of Age and Sex for the Civilian Population. [Link: State Population by Characteristics: 2010-2020 (census.gov)]

Data Sources and Methods

- This report includes US COVID-19 vaccine child recipients based on provisional data released by the CDC in a data series titled “COVID-19 Vaccinations in the United States, Jurisdiction.” (URL: <https://data.cdc.gov/Vaccinations/COVID-19-Vaccinations-in-the-United-States-Jurisdiction/unsk-b7fc>).
- Cumulative trends and weekly changes are updated weekly as the CDC revises and updates its data series. Sporadic child vaccinations prior to May are included in the cumulative counts although not shown by week in the charts.
- Individual states may have additional or more recent information on their web sites. State population totals are based on 2020 population projections published by the US Census Bureau (URL: <https://www.census.gov/programs-surveys/popest/technical-documentation/research/evaluation-estimates/2020-evaluation-estimates/2010s-state-detail.html>)



Contact Information

- For technical questions, please contact:

William Cull, PhD

Senior Director, Research

American Academy of Pediatrics

wcull@aap.org

- For media inquiries, please contact:

Lisa Black

Media Relations

American Academy of Pediatrics

lblack@aap.org

or

Emily Rosenbaum

Media Relations

American Academy of Pediatrics

erosenbaum@aap.org

